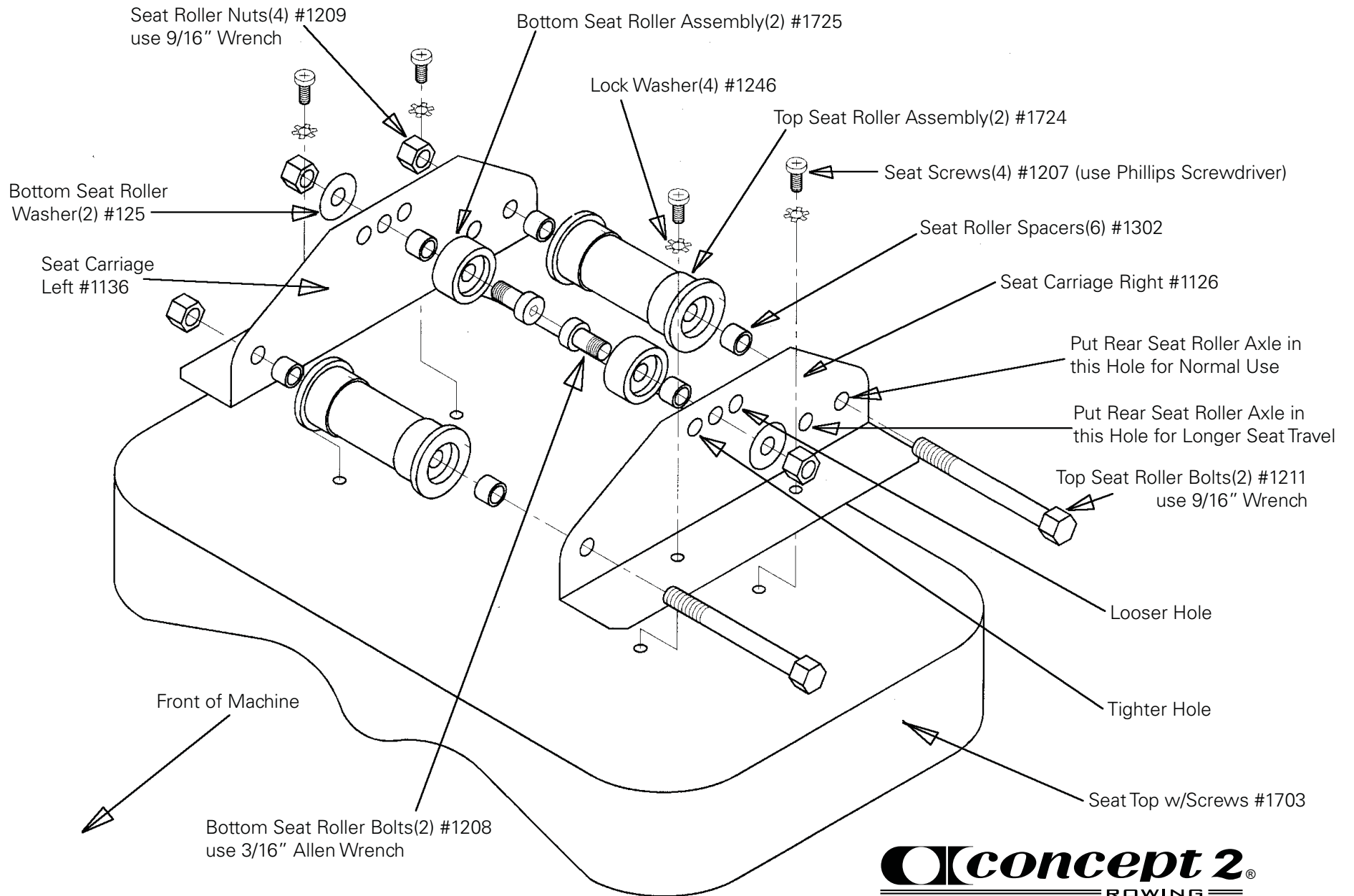


Model C Part Identification List

1.	PN 1703	Seat Top	42.	PN 1104	S.C.A.M. x 2	83.	PN 1232	Fender Washer
2.	PN 1136	Seat Carriage Left & 1126 Right	43.	PN 1731	Shock Cord	84.	PN 1764	Outlet Perf w/U-Hole Nuts
3.	PN 1724	Top Seat Roller x 2	44.	PN 1310	Shock Cord Pulley Axle Spacer	85.	PN 1012	17mm Bearing Cup
4.	PN 1302	Seat Roller Spacer x 6	45.	PN 1756	Traveling Pulley Assembly	86.	PN 1236	U-Hole Nut (10/24) x 8
5.	PN 1725	Bottom Seat Roller x 2	46.	PN 1024	Chain Idler Pulley	87.	PN 1740	Flywheel Assembly
6.	PN 125	Washer x 2	47.	PN 1206	Screw for Traveling Pulley x 2	88.	PN 1742	Damper/Fan Cover Assembly
7.	PN 1209	Seat Roller Nut x 4	48.	PN 1249	Nut for Traveling Pulley Screw x 2	89.	PN 1230	Fan Cover Screw x 4
8.	PN 1208	Bottom Seat Roller Bolt x 2	49.	PN 285	Small Chain Connector	90.	PN 293	Clutch
9.	PN 1246	Seat Top Lock Washer x 4	50.	PN 1754	Molded Handle Hook	91.	PN 1735	Front Foot Assembly
10.	PN 1207	Seat Top Screw x 4	51.	PN 1002	Anti-throw Device	92.	PN 1308	Castor Wheel
11.	PN 1211	Top Seat Roller Bolt x 2	52.	PN 1113	Flywheel Axle	93.	PN 1117	Short Front Leg
12.	PN 1707	Monorail w/Track & Hanger Assy.	53.	PN 1300	17mm Bearing	94.	PN 1118	Long Front Leg
13.	PN 1762	Track	54.	PN 1112	14 Tooth Sprocket	95.	PN 1009	End Cap
14.	PN 1122	Rear Leg	55.	PN 1013	R8 Bearing Cup	96.	PN 1131	End Cap Hook
15.	PN 119	Molded Foot Cap	56.	PN 232	R8 Bearing	97.	PN 1205	" Lock Washer
16.	PN 1008	Rear Bumper	57.	PN 1010	Bearing Cover	98.	PN 1105	Hanger Bolt Tube
17.	PN 1248	Long Allen Screw (_-20 x _)	58.	PN 1011	Shock Cord Pulley x 4	99.	PN 1203	Hanger Bolt
18.	PN 1213	Nut (_ - 20)	59.	PN 1130	Shock Cord Pulley Axle x 2	100.	PN 1771	Damper
19.	PN 1253	Short Allen Screw (_ -20 x _)	60.	PN 1130	Chain Idler Axle	101.	PN 1303	Traveling Pulley Spacer
20.	PN 1006	Front Bumper Top	61.	PN 1305	Chain Idler Spacer	102.	PN 1314	Brass Chain Swivel Bushing
21.	PN 1217	Acorn Nut x 2	62.	PN 1748	Monitor Sensor with Cable	103.	PN 1309	Castor Stop
22.	PN 1251	Polydrive Rivet x 2	63.	PN 1245	Tuflok Screw (Pickup Screw)	104.	PN 1238	-20 x 3/8 SS Patched Screw
23.	PN 1103	Bolt Tube	64.	PN 1213	Hex Nut	105.	PN 1231	-20 x _ SS Patched Screw
24.	PN 1007	Front Bumper Bottom	65.	PN 1757	PM2 Monitor	106.	PN 1201	-20 x _ SS Patched Screw
25.	PN 1102	Monorail Hanger x 2	66.	PN 1025	Monitor Arm			
26.	PN 1204	Monorail Hanger Bolt x 2	67.	PN 1224	Monitor Bolt			
27.	PN 1124	Left Foot Bracket	68.	PN 1259	Flat Washer x 4			
28.	PN 1125	Right Foot Bracket	69.	PN 1026	Molded Monitor Arm Washer x 4			
29.	PN 1720	Toe Piece x 2	70.	PN 1235	Nylock Nut			
30.	PN 1004	Flexfoot x 2	71.	PN 1218	Monitor Arm Bolt (long)			
31.	PN 1509	Heal Pad x 2 (Optional)	72.	PN 1135	Chain Guide Bracket Left			
32.	PN 1501	Foot Strap x 2	73.	PN 1119	Chain Guide Bracket Right			
33.	PN 1210	Screw (Foot Bracket - Box Frame)	74.	PN 1003	Chain Guide			
34.	PN 1244	Nut (Nylock 3/8-16)	75.	PN 1232	Fender Washer			
35.	PN 1227	Short Toe Piece Screw x 6	76.	PN 1716	Chain			
36.	PN 1228	Long Toe Piece Screw x 2	77.	PN 244	Handle U-Bolt			
37.	PN 1229	Washer (Flat #8) x 2	78.	PN 279	Handle w/Grips			
38.	PN 1212	Nut for Toe Piece (Thin Nylock)	79.	PN 167	Handle Grip x 2			
39.	PN 1792	Frame Lock w/Cord Assy	80.	PN 240	Handle U-Bolt Nut x 2			
40.	PN 1144	Frame Lock Axle	81.	PN 1114	Fan Cover Back (inside pan)			
41.	PN 1148	Box Frame	82.	PN 1234	Screw for Back Cover to Exit Perf			

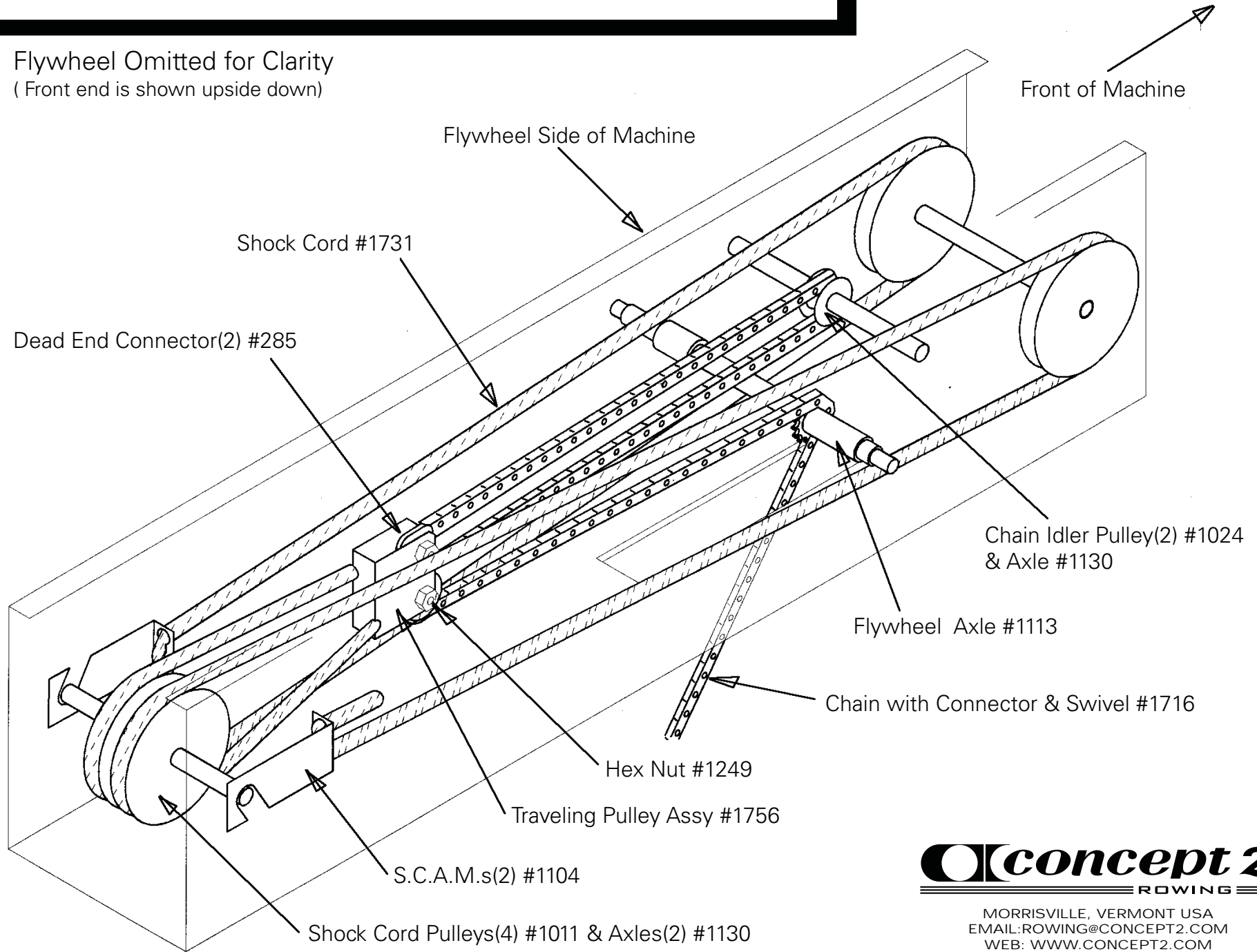
MODEL C SEAT ASSEMBLY



MORRISVILLE, VERMONT USA
 EMAIL: ROWING@CONCEPT2.COM WEB: WWW.CONCEPT2.COM

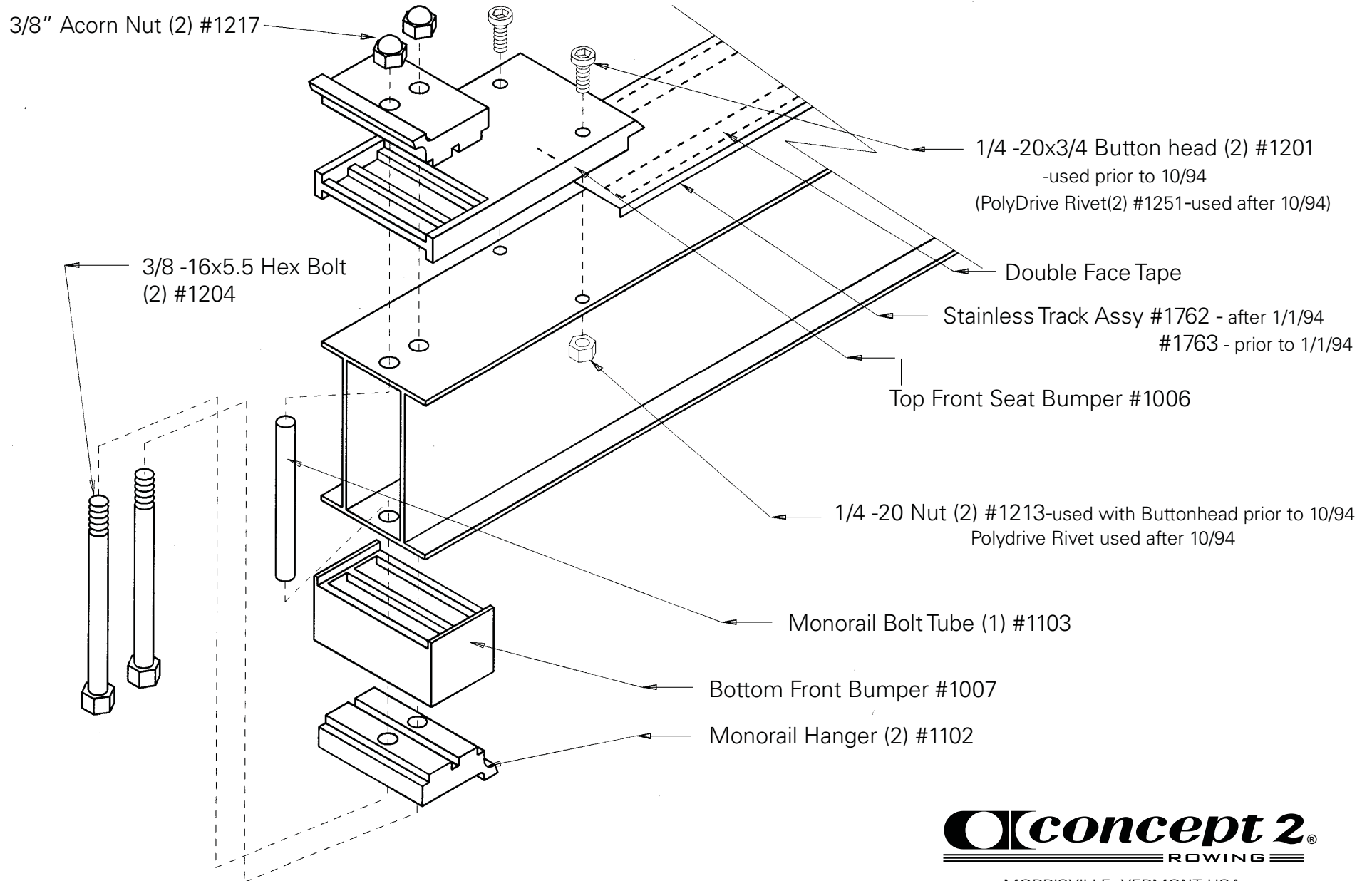
MODEL C RETURN MECHANISM COMPLETE

Flywheel Omitted for Clarity
(Front end is shown upside down)



MORRISVILLE, VERMONT USA
EMAIL: ROWING@CONCEPT2.COM
WEB: WWW.CONCEPT2.COM

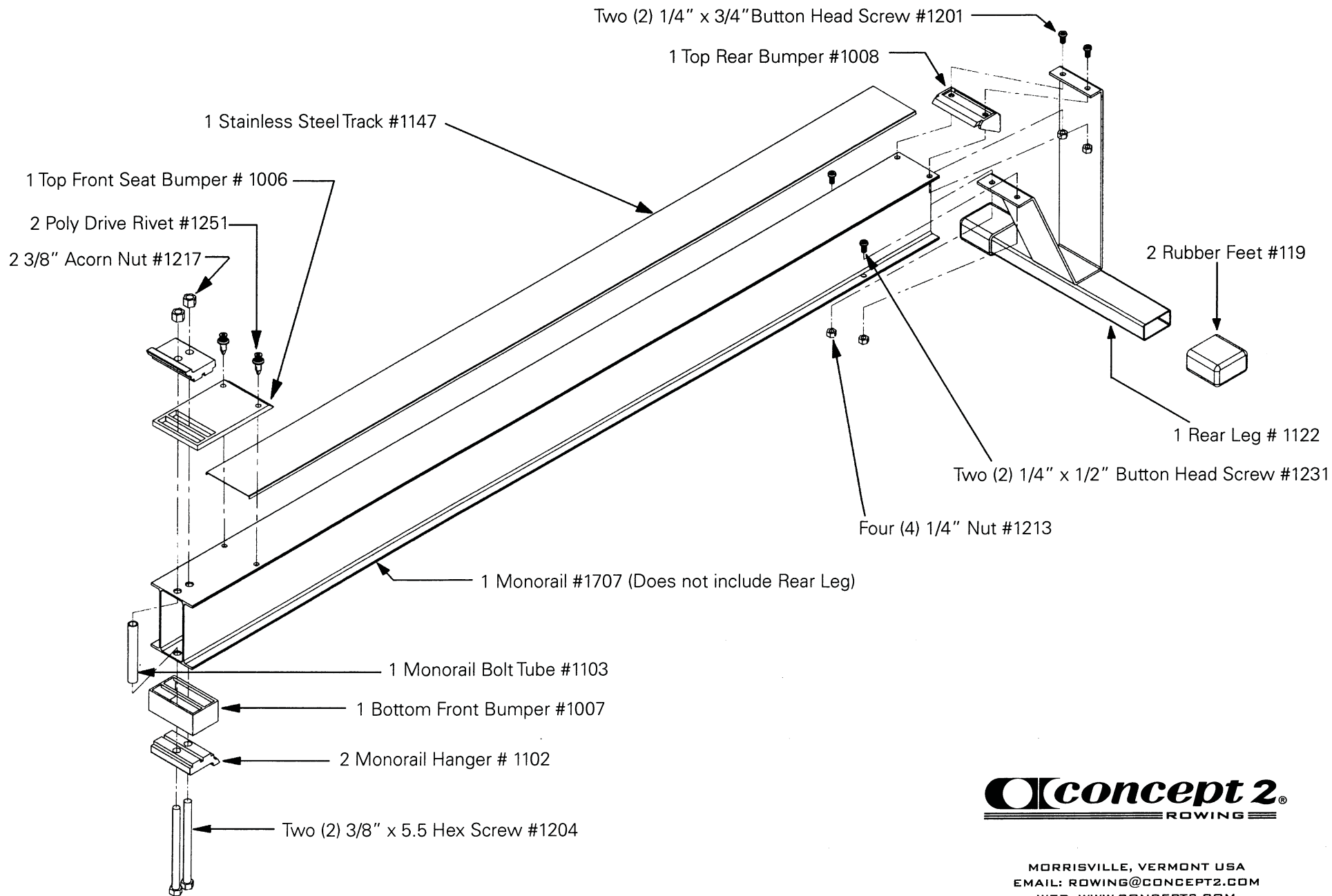
MODEL C MONORAIL / HANGERS ASSEMBLY PN 1707



concept 2
ROWING

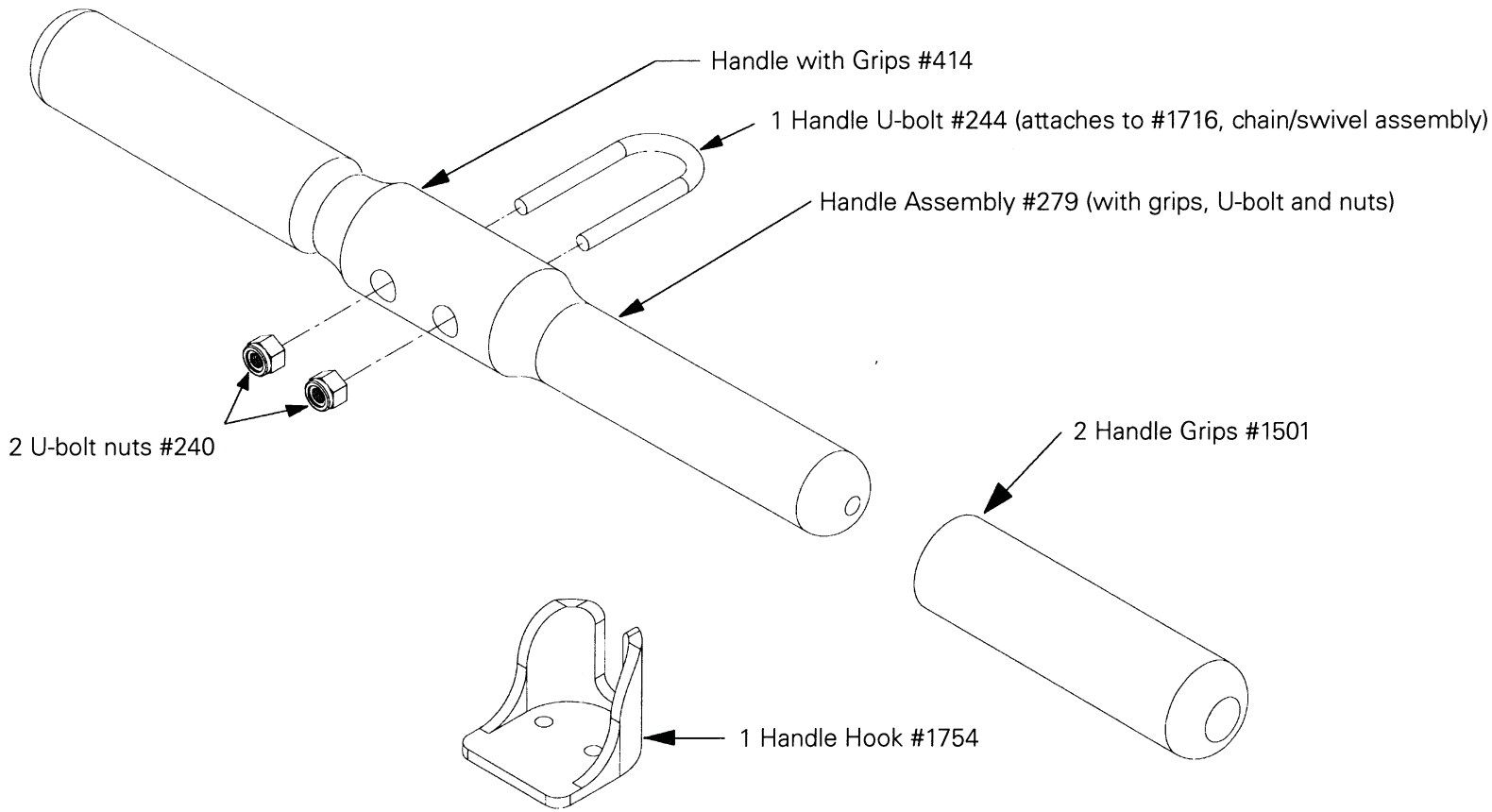
MORRISVILLE, VERMONT USA
EMAIL: ROWING@CONCEPT2.COM WEB: WWW.CONCEPT2.COM

MODEL C MONORAIL ASSEMBLY



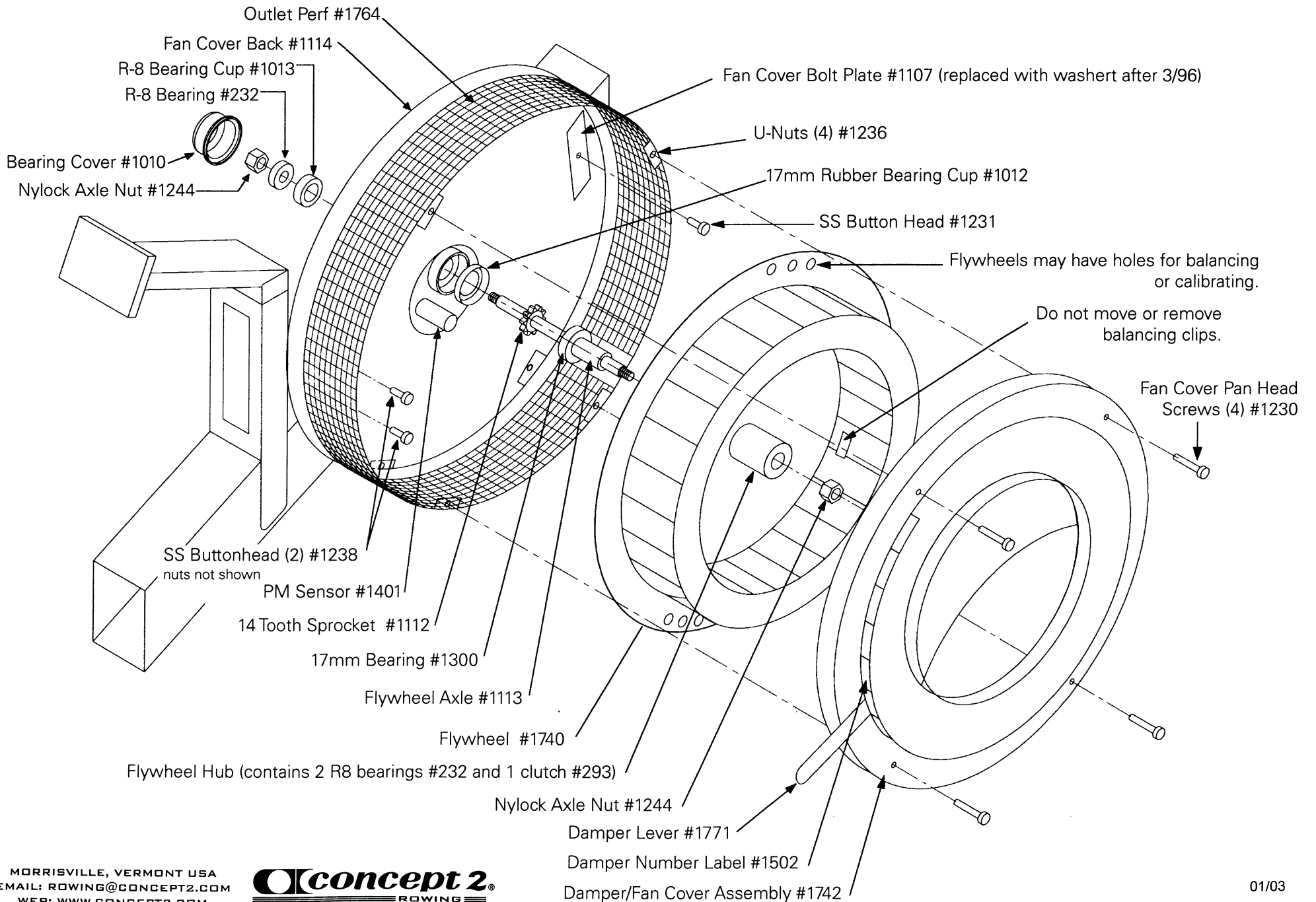
MORRISVILLE, VERMONT USA
 EMAIL: ROWING@CONCEPT2.COM
 WEB: WWW.CONCEPT2.COM

MODEL C HANDLE ASSEMBLY



MORRISVILLE, VERMONT USA
EMAIL: ROWING@CONCEPT2.COM
WEB: WWW.CONCEPT2.COM

MODEL C FLYWHEEL PARTS



MODEL C FRONT LEG ASSEMBLY

Long Front Leg PN 1118 (1)

1/4" x 3/4" Button Head Screws PN 1248 (4)

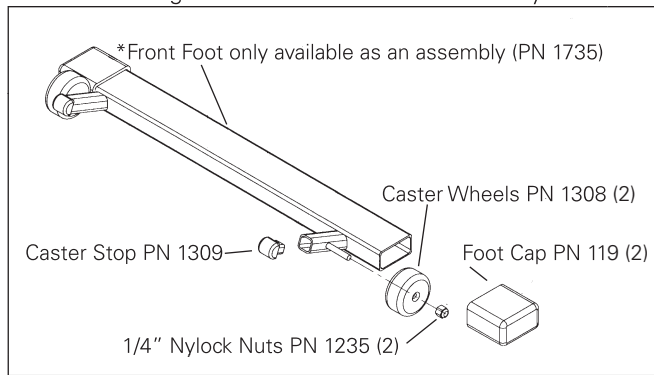
1/4" Lock Washers PN 1205 (8)

Short Front Leg PN 1117 (1)

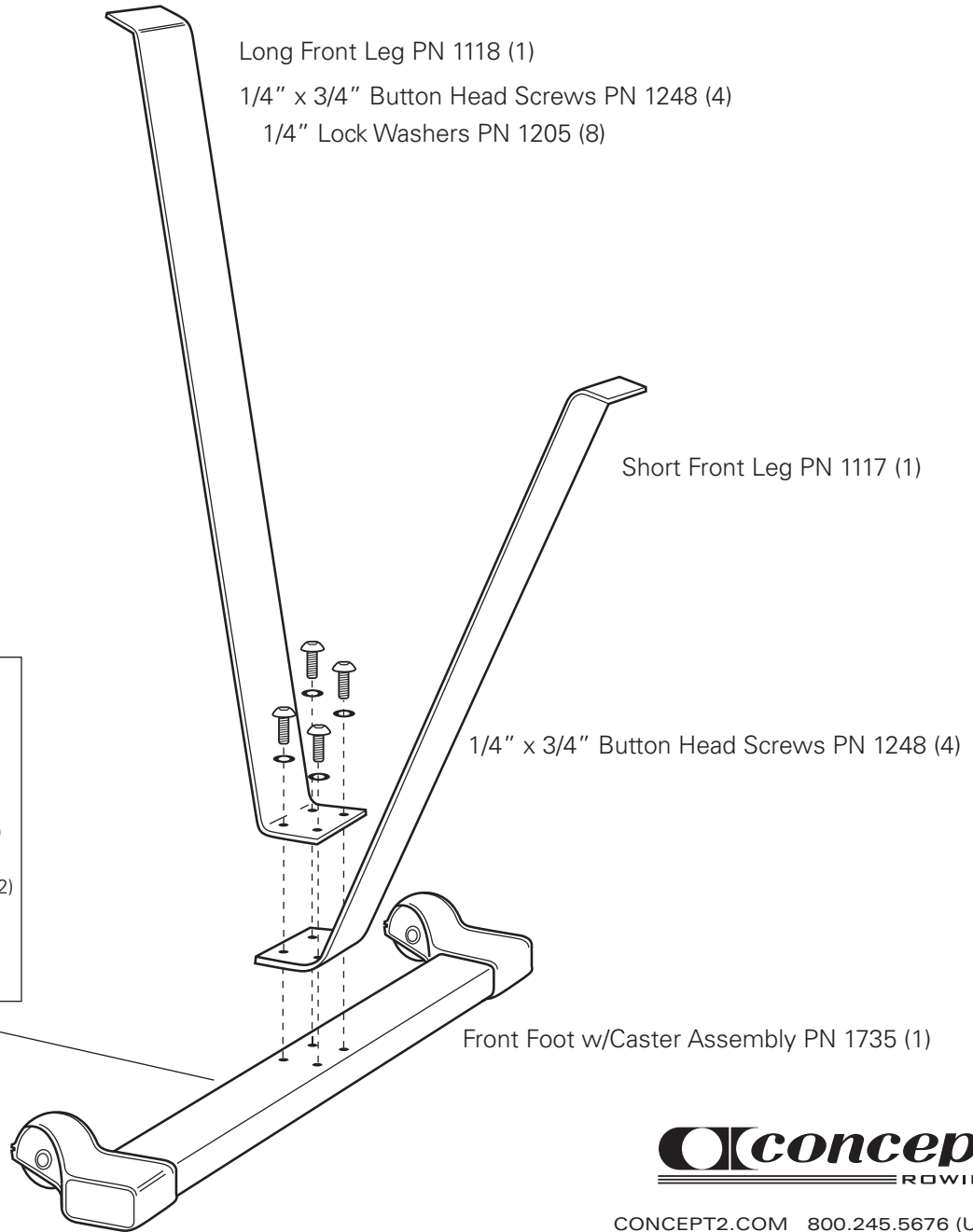
1/4" x 3/4" Button Head Screws PN 1248 (4)

Front Foot w/Caster Assembly PN 1735 (1)

The original Model C Front Foot Assembly

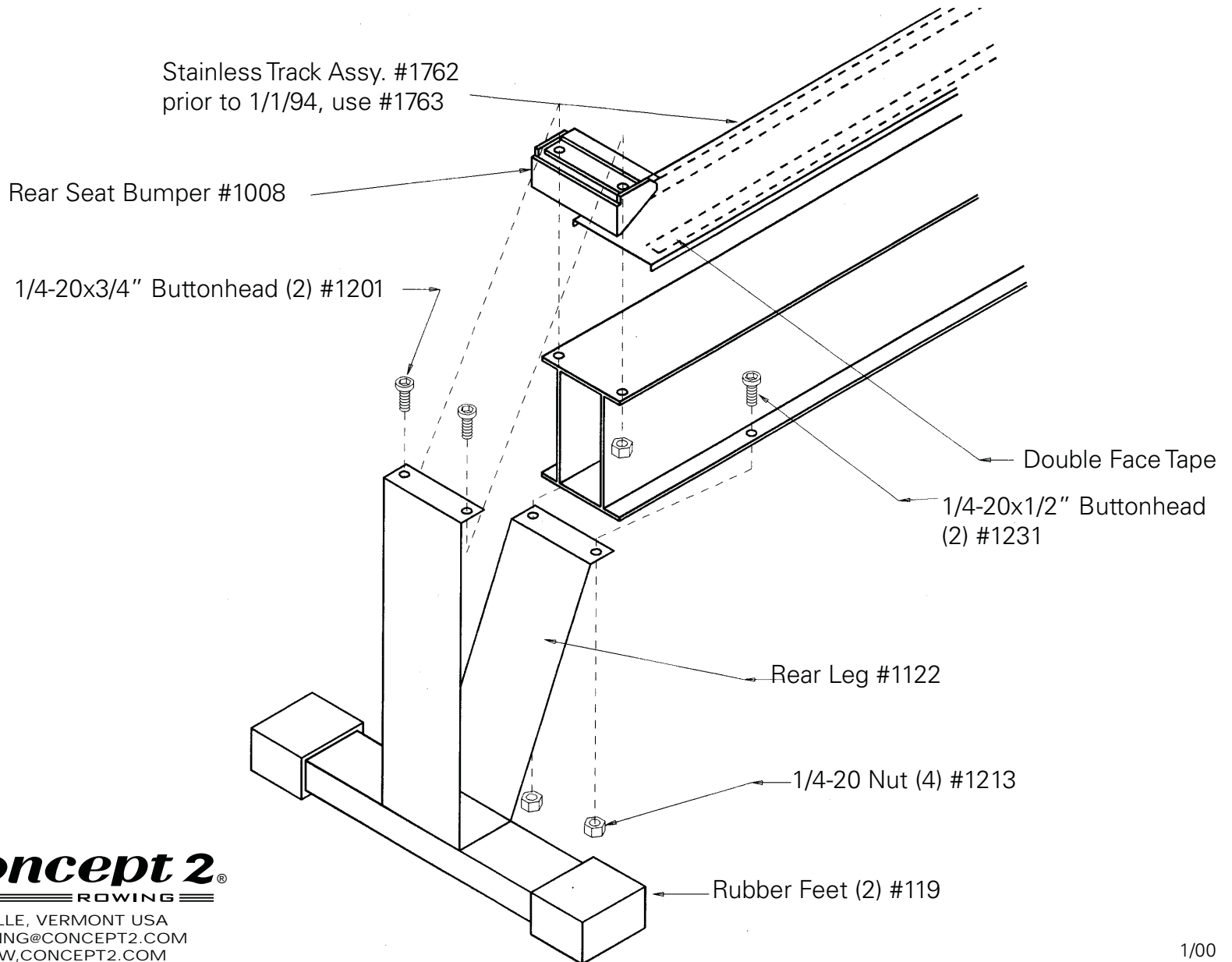


*For complete Front Foot w/Caster Assembly order (1) PN 1735



CONCEPT2.COM 800.245.5676 (U.S. & Canada)

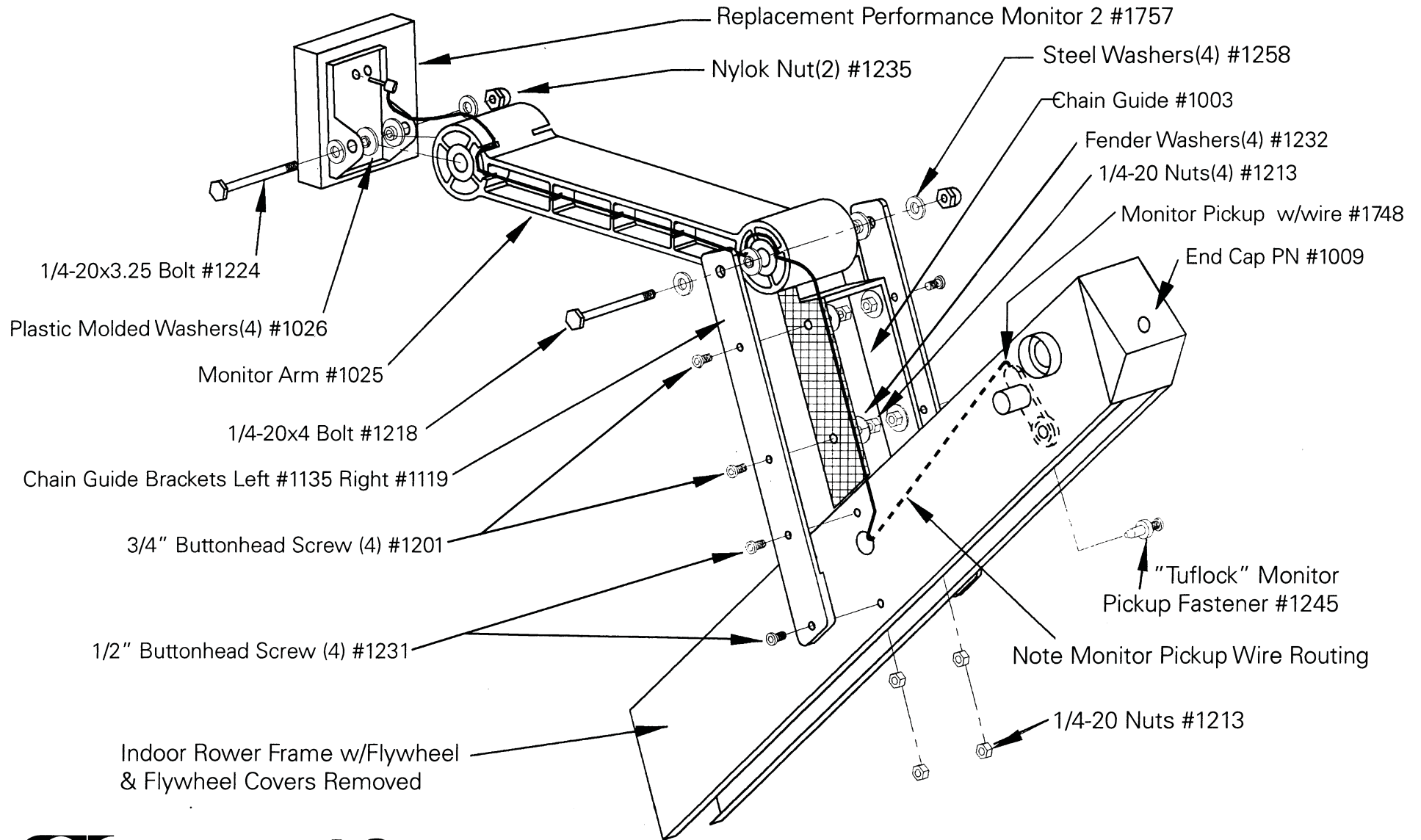
MODEL C MONORAIL / REAR LEG ASSEMBLY



MORRISVILLE, VERMONT USA
EMAIL: ROWING@CONCEPT2.COM
WEB: WWW.CONCEPT2.COM

MODEL C PM2/CHAIN GUIDE PARTS

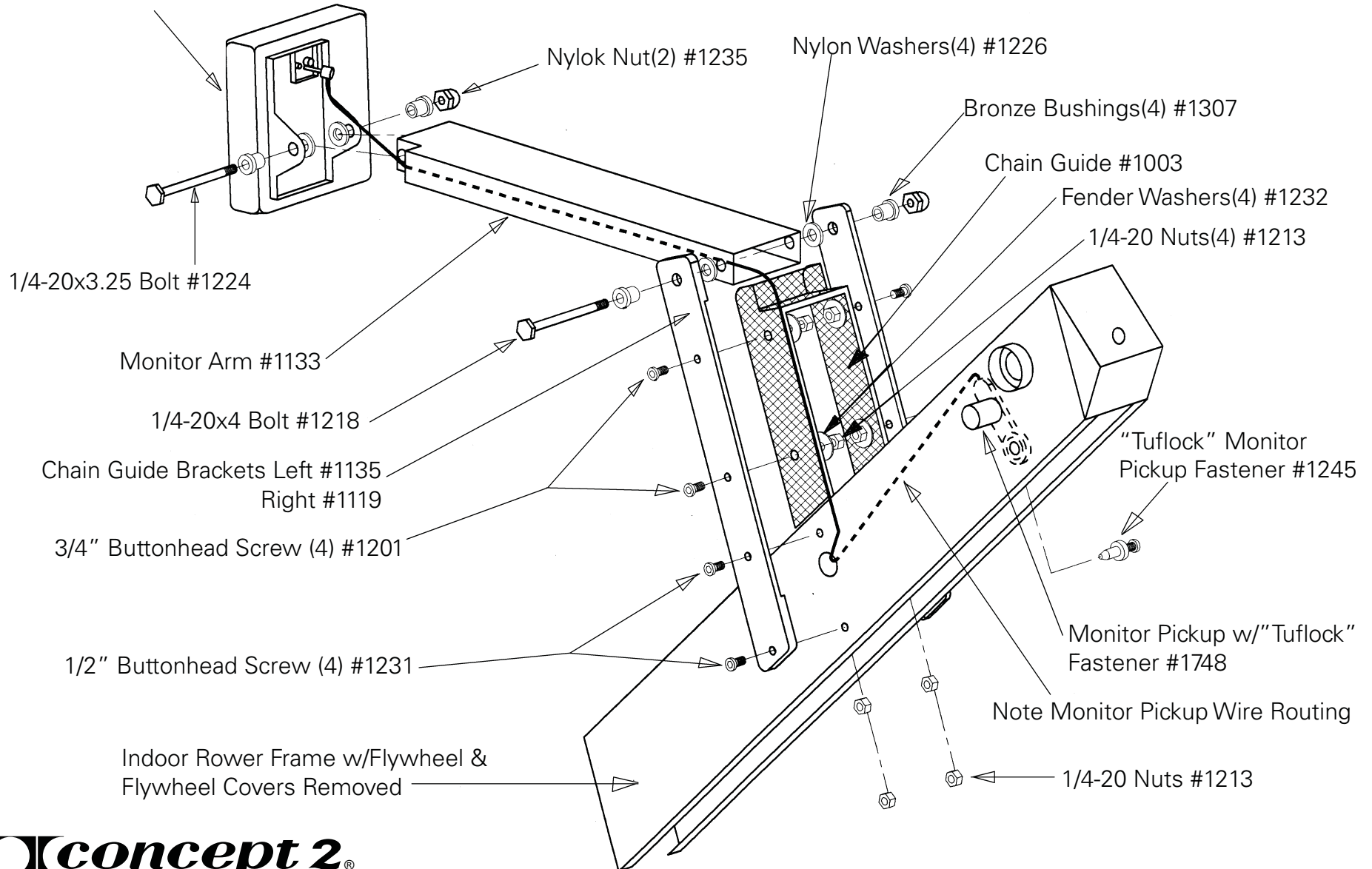
For models with PM2 and a Plastic Monitor Arm
Serial number 10/6/97 and later



MODEL C PM2/CHAIN GUIDE PARTS

For Models with PM2 and Metal Arm Serial Number earlier than 10/6/97

Replacement
Performance Monitor 2 #1758

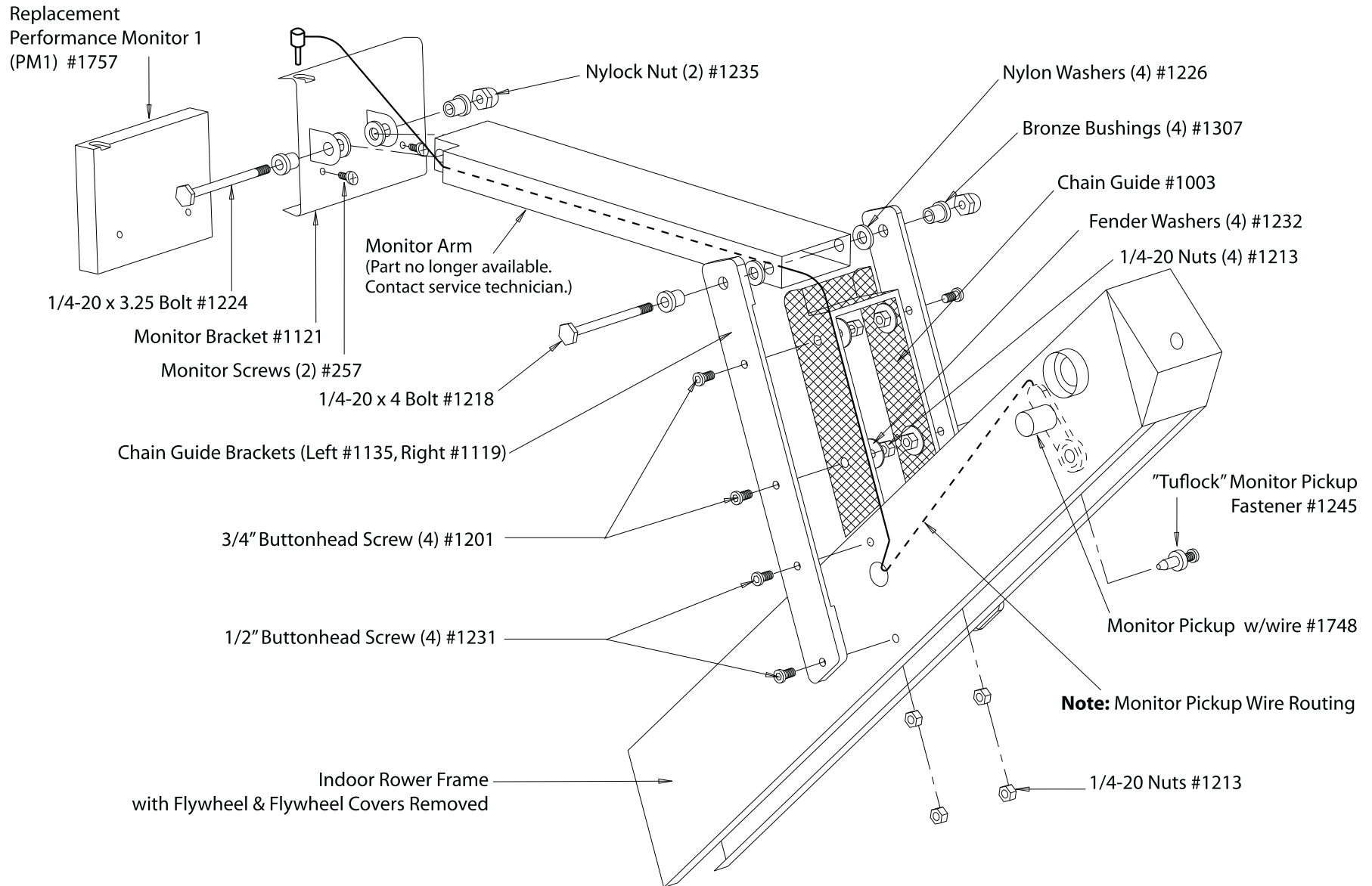


concept 2
ROWING

MORRISVILLE, VERMONT USA EMAIL: ROWING@CONCEPT2.COM WEB: WWW.CONCEPT2.COM

1/2000

MODEL C PM1/CHAIN GUIDE PARTS



Schematic of a PM4 on a Model C Indoor Rower

